

# Step-1

The screenshot shows the State Bank of India online payment portal. The browser window title is "State Bank Collect - Mozilla Firefox". The address bar shows the URL "https://www.onlinesbi.com/prelogin/collecthome.htm". The page header includes the State Bank of India logo and the tagline "The Banker to Every Indian". The main banner features the text "STATE BANK COLLECT A MULTI-MODAL PAYMENT PORTAL" and "PAYMENT ONLINE" on a laptop screen. Below the banner, there is a "DISCLAIMER CLAUSE" section with a heading in Hindi and an English translation. The disclaimer text is as follows:

**DISCLAIMER CLAUSE**

डिस्क्लेमर कलॉज हिंदी में देखने हेतु [यहां क्लिक करें](#).  
[Click here](#) to view the disclaimer clause in Hindi.

**Terms Used:**

- ▶ **Corporate Customer:** Firm/Company/Institution (F/C/I) collecting payment from their beneficiaries.
- ▶ **User:** The beneficiary making a payment to F/C/I for the services/goods availed.
- ▶ Bank shall not be responsible, in any way, for the quality or merchantability of any product/merchandise or any of the services related thereto, whatsoever, offered to the User by the Corporate Customer. Any disputes regarding the same or delivery of the Service or otherwise will be settled between Corporate Customer and the User and Bank shall not be a party to any such dispute. Any request for refund by the User on any grounds whatsoever should be taken up directly with the Corporate Customer and the Bank will not be concerned with such a request.
- ▶ Bank takes no responsibility in respect of the services provided and User shall not be entitled to make any claim against the Bank for deficiency in the services provided by the Corporate Customer.
- ▶ The User shall not publish, display, upload or transmit any information prohibited under Rule 3(2) of the Information Technology (Intermediaries guidelines) Rules, 2011.
- ▶ In case of non-compliance of the terms and conditions of usage by the User, the Bank has the right to immediately terminate the access or usage rights of the User to the computer resource of the Bank and remove the non-compliant information.

I have read and accepted the terms and conditions stated above.  
(Click Check Box to proceed for payment.)

**Proceed**

# Step-2

State Bank of India - Mozilla Firefox

File Edit View History Bookmarks Tools Help

State Bank of India

STATE BANK OF INDIA (IN) | https://www.onlinesbi.com/prelogin/institutiontypedisplay.htm

Google

State Bank Group

Exit

State Bank Collect

You are here: State Bank Collect > State Bank Collect

State Bank Collect

Confirm NEFT Txn  
Reprint Remittance Form  
Payment History

State Bank Collect

06-Dec-2013 [09:58 AM IST]

Select State and Type of Corporate / Institution

State of Corporate/Institution \* Madhya Pradesh

Type of Corporate/Institution \* Educational Institutions

Go

Mandatory fields are marked with an asterisk (\*)  
State Bank Collect is a unique service for paying online to educational institutions, temples, charities and/or any other corporates/institutions who maintain their accounts with the Bank.

© Copyright OnlineSBI

Privacy Statement | Disclosure | Terms of Use

# Step-3

The screenshot shows a web browser window with the following elements:

- Browser Title:** State Bank of India - Mozilla Firefox
- Address Bar:** STATE BANK OF INDIA (IN) | https://www.onlinesbi.com/prelogin/displayinstitutions.htm
- Page Header:** State Bank Group
- Page Sub-Header:** State Bank Collect
- Breadcrumb:** You are here: State Bank Collect > State Bank Collect
- Left Navigation Menu:**
  - State Bank Collect
  - Confirm NEFT Txn
  - Reprint Remittance Form
  - Payment History
- Main Content Area:**
  - Section:** State Bank Collect
  - Date/Time:** 06-Dec-2013 [09:58 AM IST]
  - Form:** Select from Educational Institutions \*
    - Field: Educational Institutions Name (Value: INDIAN INSTITUTE OF SCIENCE EDUCATION AND RESEARCH)
    - Buttons: Submit, Back
  - Help/Note:** Mandatory fields are marked with an asterisk (\*)
- Page Footer:** © Copyright OnlineSBI | Privacy Statement | Disclosure | Terms of Use

# Step-4

State Bank of India - Mozilla Firefox  
File Edit View History Bookmarks Tools Help

State Bank of India

STATE BANK OF INDIA (IN) | https://www.onlinesbi.com/prelogin/displayfeepaymentdetails.htm

State Bank Group

Exit


State Bank Collect

You are here: State Bank Collect > State Bank Collect

State Bank Collect


- Confirm NEFT Txn
- Reprint Remittance Form
- Payment History

State Bank Collect 06-Dec-2013 [10:02 AM IST]

 **INDIAN INSTITUTE OF SCIENCE EDUCATION AND RESEARCH**  
VILLAGE BHOURI TEH HUZUR DISTT BHOPAL, , BHOPAL-462030

Provide details of payment

Select Payment Category \* --Select Category--



- Mandatory fields are marked with an asterisk (\*)
- The payment structure document if available will contain detailed instructions about the online payment process.
- Date specified(if any) should be in the format of 'ddmmyyy'. Eg., 02082008

© Copyright OnlineSBI Privacy Statement | Disclosure | Terms of Use

State Bank Collect

State Bank MOPS

Pay EPFO

You are here: State Bank Collect > [State Bank Collect](#)

State Bank Collect

[Reprint Remittance Form](#)[Payment History](#)

## State Bank Collect

14-Dec-2016 [10:52 AM IST]



## INDIAN INSTITUTE OF SCIENCE EDUCATION AND RESEARCH

VILLAGE BHOURI TEH HUZUR DISTT BHOPAL, , BHOPAL-462030

## Provide details of payment

Select Payment Category \*

EMD

NIT No. \*

NIT Date \*

Item/Work Description \*

Firm/Agency Name \*

Contact Detail \*

PAN No. \*

Amount \*

Remarks

Please enter your Name, Date of Birth &amp; Mobile Number. This is required to reprint your e-receipt / remittance(PAP) form, if the need arises.

Name \*

Date of Birth \*

Mobile Number \*

Enter the text as shown in the image \*

7A77A

Submit

Reset

Back

\* Mandatory fields are marked with an asterisk (\*)

You are here: State Bank Collect > State Bank Collect

- State Bank Collect
- Reprint Remittance Form
- Payment History

State Bank Collect

14-Dec-2016 [10:53 AM IST]



INDIAN INSTITUTE OF SCIENCE EDUCATION AND RESEARCH

VILLAGE BHOURI TEH HUZUR DISTT BHOPAL , BHOPAL-462030

Provide details of payment

Select Payment Category \*

NIT No. \*

NIT Date \*

Firm/ Agency Name \*

Contact Details \*

PAN No. \*

Amount \*

Remarks

Please enter your Name, Date of Birth & Mobile Number. This is required to reprint your e-receipt / remittance(PAP) form, if the need arises.

Name \*

Date of Birth \*

Mobile Number \*

Enter the text as shown in the image \*



Submit Reset Back

- Mandatory fields are marked with an asterisk (\*)
- The payment structure document if available will contain detailed instructions about the online payment process.
- Date specified(if any) should be in the format of ddmmyyyy. Eg., 02082008

## STEP 6 Details Verification for Payment


The screenshot shows a web browser window with the State Bank of India (SBI) online portal. The page title is "State Bank Group" and the sub-page is "State Bank Collect". The user is logged in, and the page displays the "Details Verification for Payment" step. The transaction details are as follows:

Verify details and confirm this transaction	
<b>Educational Institutions Name</b>	INDIAN INSTITUTE OF SCIENCE EDUCATION AND RESEARCH
<b>Category</b>	EMD
<b>NIT No.</b>	xx
<b>NIT Date</b>	14/12/2016
<b>Item/Work Description</b>	abc
<b>Firm/Agency Name</b>	abc
<b>Contact Detail</b>	abc
<b>PAN No.</b>	abc
<b>Amount</b>	1
<b>Total Amount</b>	INR 1.00
<b>Remarks</b>	

Below the table, there is a note: "Please ensure that you are making the payment to the correct payee." At the bottom of the page, there are "Confirm" and "Cancel" buttons.

























© Copyright OnlineSBI | Privacy Statement | Disclosure | Terms of Use

# Step-7 Payment Page



**State Bank MOPS**  
Multi Option Payment System

State Bank Collect

NET BANKING	CARD PAYMENTS
 <b>State Bank of India</b> <i>With you - all the way</i> Bank Charges: Rs 10.0 	 <b>State Bank ATM-cum-Debit Card</b> Bank Charges: Rs 10.0 
 <b>State Bank of Bikaner and Jaipur</b> <i>The Bank with a vision</i> Bank Charges: Rs 10.0 	 <b>Other Banks Debit Cards</b> Bank Charges: Rs 20.3 
 <b>State Bank of Hyderabad</b> <i>You Can Always Bank on Us</i> Bank Charges: Rs 10.0 	 <b>Credit Cards</b> Bank Charges: Rs 20.3 
 <b>State Bank of Mysore</b> <i>Working for a better tomorrow</i> Bank Charges: Rs 10.0 	<b>OTHER PAYMENT MODES</b>
 <b>State Bank of Patiala</b> <i>With You Everyday Every Inch of The Way</i> Bank Charges: Rs 10.0 	 <b>SBI BRANCH</b> Bank Charges: Rs 50.0 
 <b>State Bank of Travancore</b> <i>A Long Tradition of Trust</i> Bank Charges: Rs 10.0 	 <b>NEFT</b> Bank Charges: Rs 10.0 
 <b>Other Banks Internet Banking</b> Bank Charges: 15.0 	



## **Step-8**

- 1) Print the receipt.
- 2) The receipt/printout should be enclosed (with personal details appended overleaf) alongwith the tender details or other relevant documents.